

H1N1 Downloadable Flu Shot

Directions

1. Print this sheet out using a printer and a computer. If you do not have a printer, do NOT attempt tracing of ANY sort. You may possibly slip up and draw yourself a shot of cat urine.

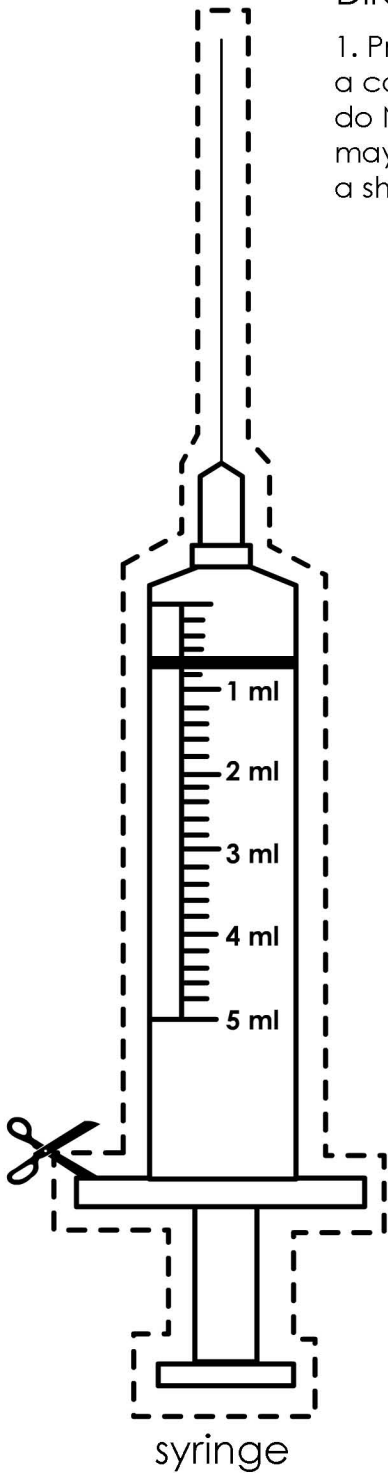
2. Carefully cut out the syringe and vaccine, any deviation from the dotted lines and... well, consider yourself flu fodder.

3. Insert the tip of the syringe into the top of the vaccine vial. Be very careful! The syringe is extremely sharp!

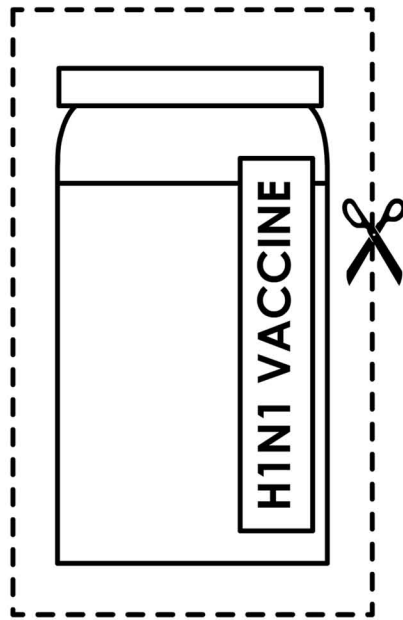
4. Pull the plunger back, filling the syringe with vaccine.

5. Inject the entire dose into the first vein you see. No need to worry about air bubbles, your spyware software should have gotten most of them out!

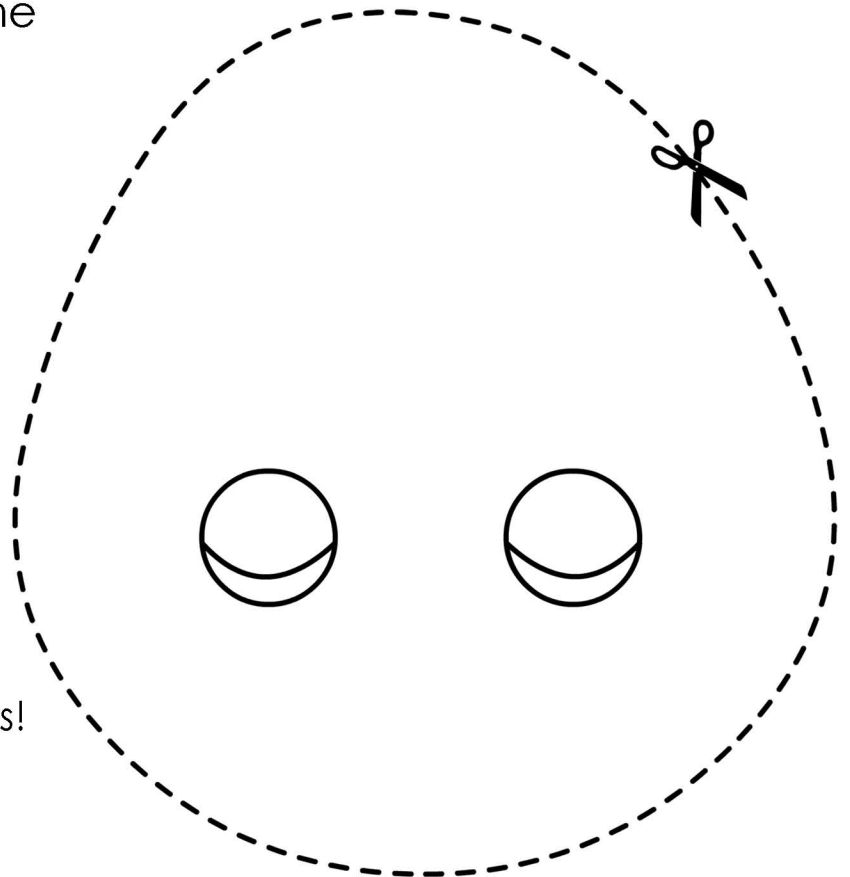
6. Smile! Your technical savvy has saved you the inconvenience of a boring line up and a painful death! Bravo!



syringe



vaccine



bonus swine nose, for the kids!